



GUJCOT TRADE ASSOCIATION

MONTHLY PRESSING REPORT MAY-2019


Dear All Cotton Friends,

Gujcot has collected pressing figures from all ginners and compiled data to serve whole trade. In this mission we get valuable support from many of our trade personalities. We Gujcot team is very thankful to all helping hands, who worked directly or indirectly, with their valuable support, we are able to put real time pressing figures. We thank all Gujarat Ginners for their cooperating with Gujcot team to share their pressing figures. We hope the whole Textile value Chain will be benefitted by these data and will help us in future to achieve our goal to serve our cotton trade.

Report Sponsors:

Click on Sponsor's Logo to visit Sponsor's Website

 **LDC. Louis Dreyfus Company**
Louis Dreyfus Company



Jaydeep Cotton Fibres Pvt. Ltd





GUJCOT TRADE ASSOCIATION

MONTHLY PRESSING REPORT MAY-2019

Summary

- During the month of May Gujarat has pressed 4,84,848 Running Bales of Shankar 6 and 433 Running Bales of V-797. So, the statistical bales of 170 Kg. was 4,62,032 Bales of Shankar 6 and 413 Bales of V-797.
- Cumulative Pressing in running bales till 31st May is 90,79,068 Bales (Shankar 6 88,58,732 Bales and V-797 2,20,336 Bales), which is equivalent to total 86,51,818 Bales of 170 Kgs. (Shankar 6 84,41,850 Bales and V-797 2,09,967 Bales).
- Average per day Pressing was 15,654 Running Bales and 14,918 Bales 170 Kg. for 31 days.
- During the month of May Total active ginning factories were 263 (Saurashtra 206, North Gujarat 48, Main Line 2 and Kutch 7).

Most of the ginning factories are closing their operation due to lower arrivals.

Main line, North Gujarat and Kutch zones are not having big quantity of kapas. Saurashtra zone still has more kapas for the later part of the season.

Gujarat ginners are holding handsome quantity of cotton stock.

Now onwards more and more ginning will close their operation for the season as arrivals continue to declining and adverse market condition for the ginners.



GUJCOT TRADE ASSOCIATION

MONTHLY PRESSING REPORT MAY-2019

Gujcot Trade Association

Gujarat Pressing Summary 31-May-2019

2018-19	CUMULATIVE PRESSING (IN 170 Kgs)					
	Apr-18	Apr-19	May-19	M/M Change (In Bales)	Y/Y Change (In Bales)	Y/Y Change (In %)
Shankar 6						
Saurashtra	67,91,329	45,98,842	49,62,714	3,63,872	-18,28,615	-26.93%
North Gujarat	33,39,789	25,70,483	26,51,637	81,154	-6,88,152	-20.60%
Main Line	4,97,227	5,10,262	5,12,842	2,581	15,616	3.14%
Kutch	3,47,114	3,00,233	3,14,657	14,425	-32,456	-9.35%
Total	1,09,75,458	79,79,819	84,41,850	4,62,032	-25,33,608	-23.08%
V-797	2,48,053	2,09,555	2,09,967	413	-38,086	-15.35%
Total	1,12,23,512	81,89,373	86,51,818	4,62,444	-25,71,694	-22.91%
Remark: Daily Pressing Average 15,654 Running Bales - 14918 170 Kg Bales						

Pressing in Running Bales

Zone	As On 31-May-2019 (Cumulative)			During May 2019 (Monthly)		
	Shankar-6	V 797	Total	Shankar-6	V 797	Total
Saurashtra	52,07,786	8,050	52,15,836	3,81,841	50	3,81,891
North Gujarat	27,82,582	2,10,086	29,92,668	85,162	383	85,545
Main Line	5,38,168		5,38,168	2,708		2,708
Kutch	3,30,196	2,200	3,32,396	15,137		15,137
Total	88,58,732	2,20,336	90,79,068	4,84,848	433	4,85,281

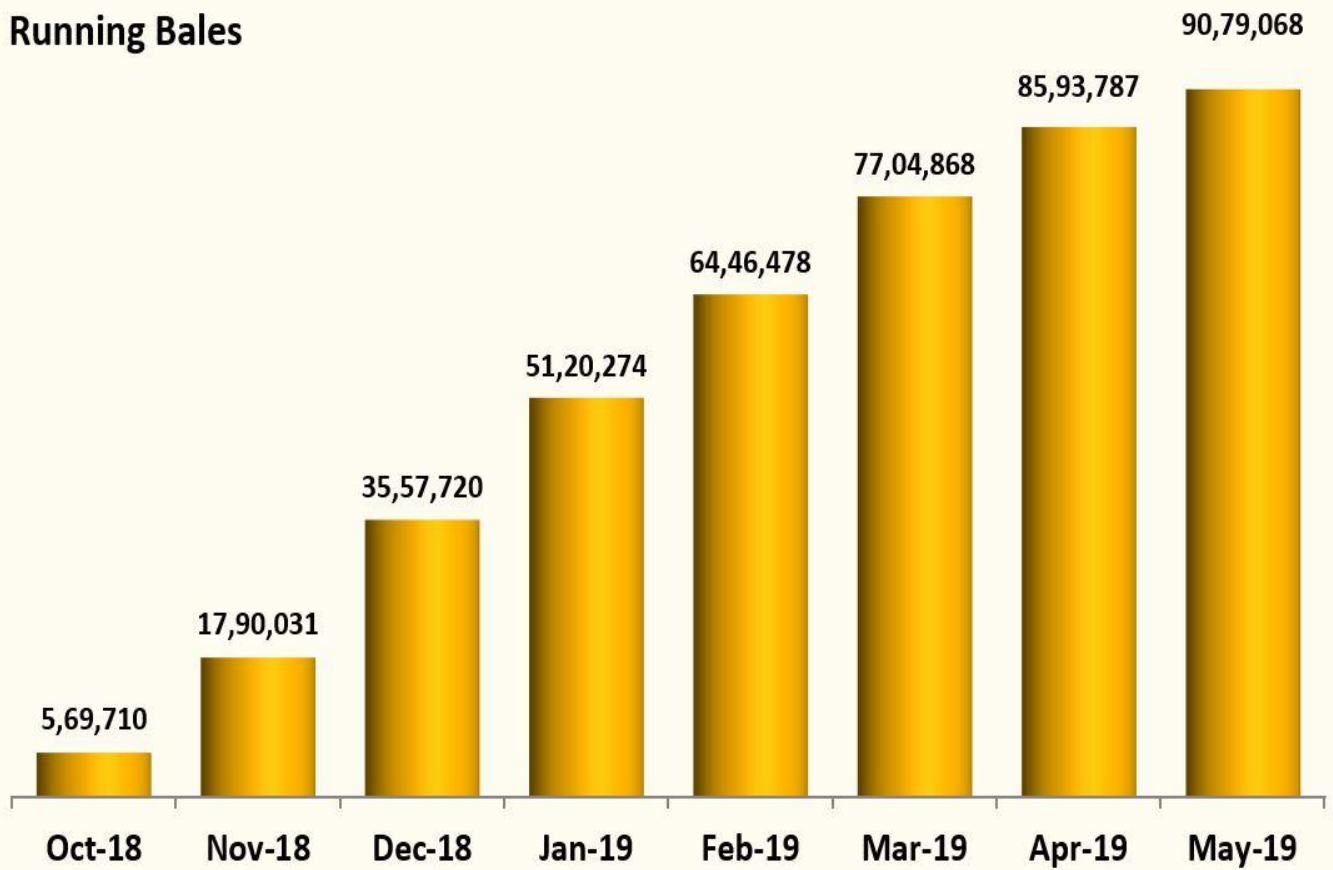


GUJCOT TRADE ASSOCIATION

MONTHLY PRESSING REPORT MAY-2019

Gujarat Cumulative Cotton Pressing

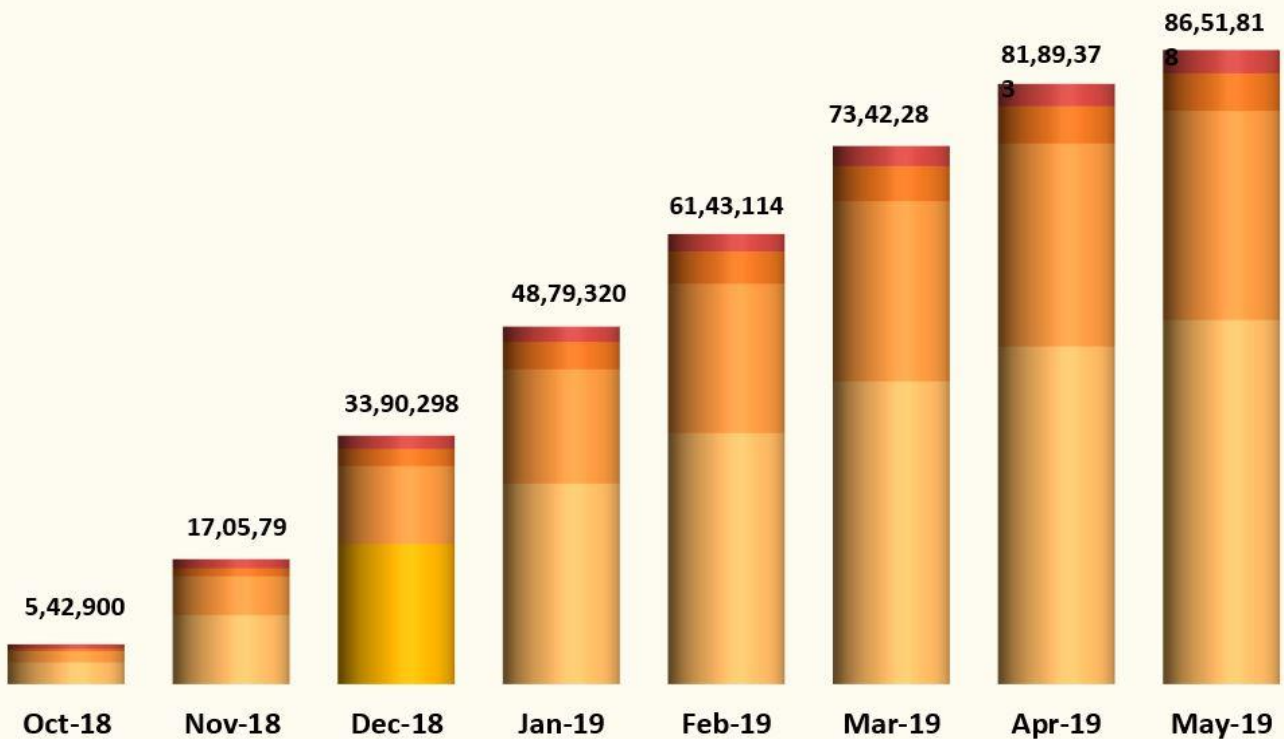
Running Bales



Gujarat Cumulative Pressing

In 170 Kg Bales

■ Saurashtra ■ North Gujarat ■ Main Line ■ Kutch



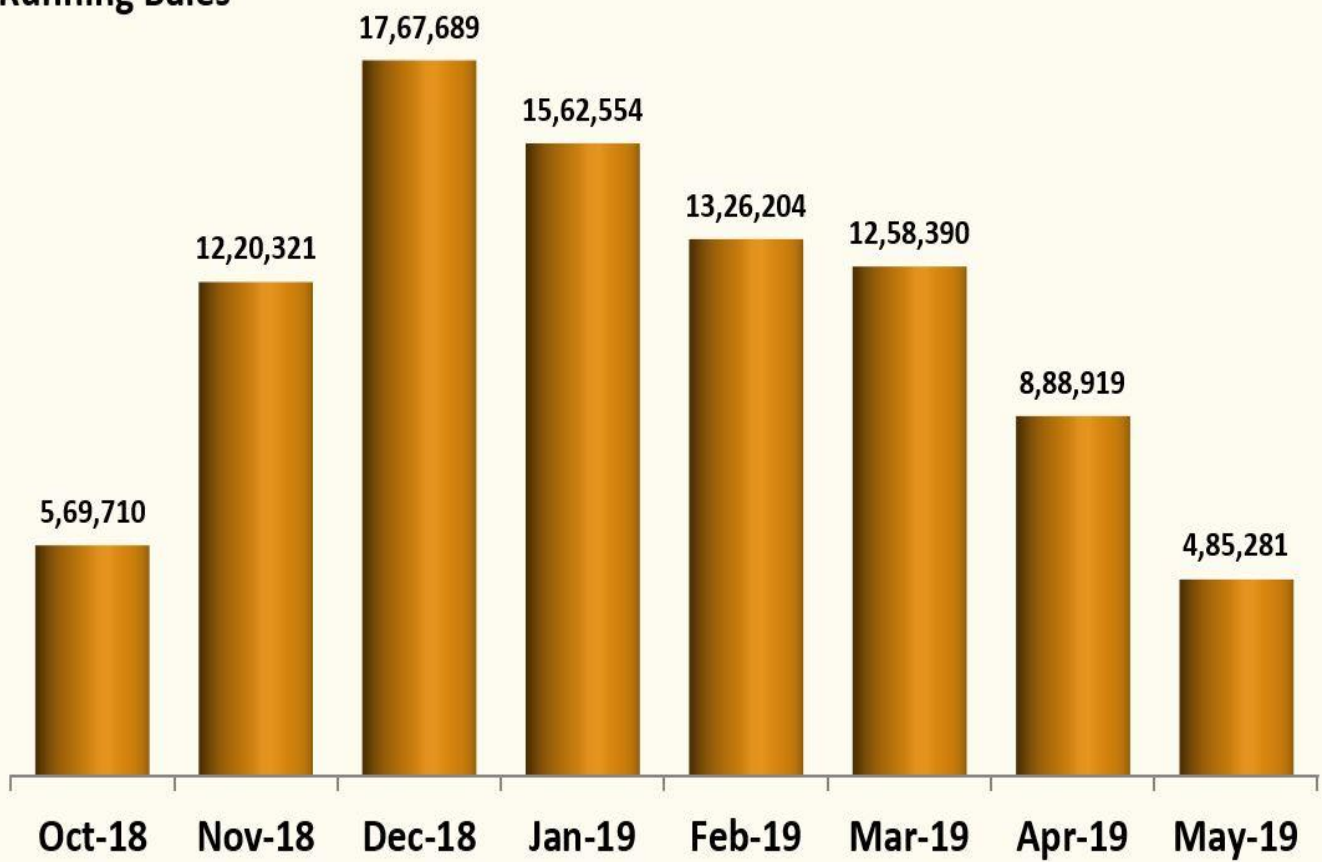


GUJCOT TRADE ASSOCIATION

MONTHLY PRESSING REPORT MAY-2019

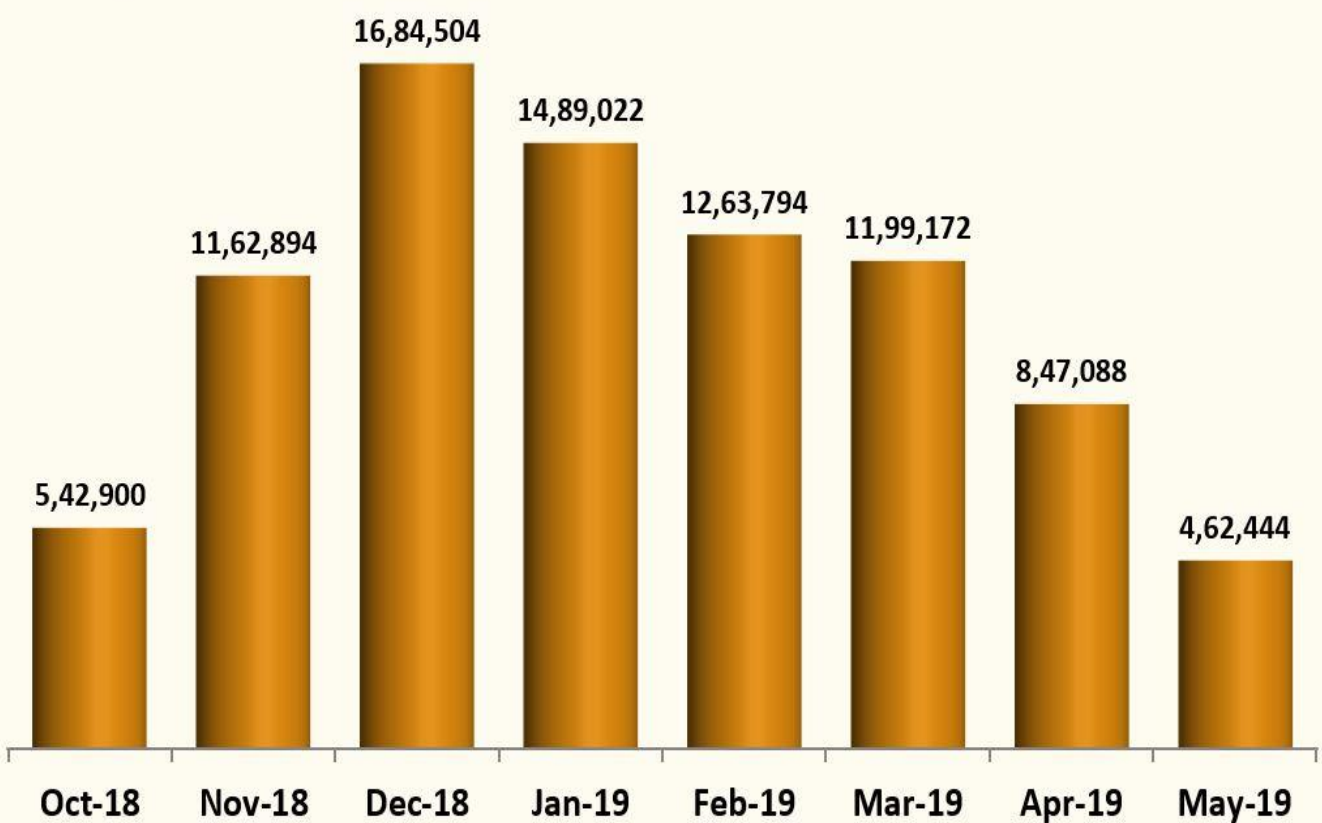
Gujarat Monthly Cotton Pressing

Running Bales



Gujarat Monthly Cotton Pressing

170 Kg Bales

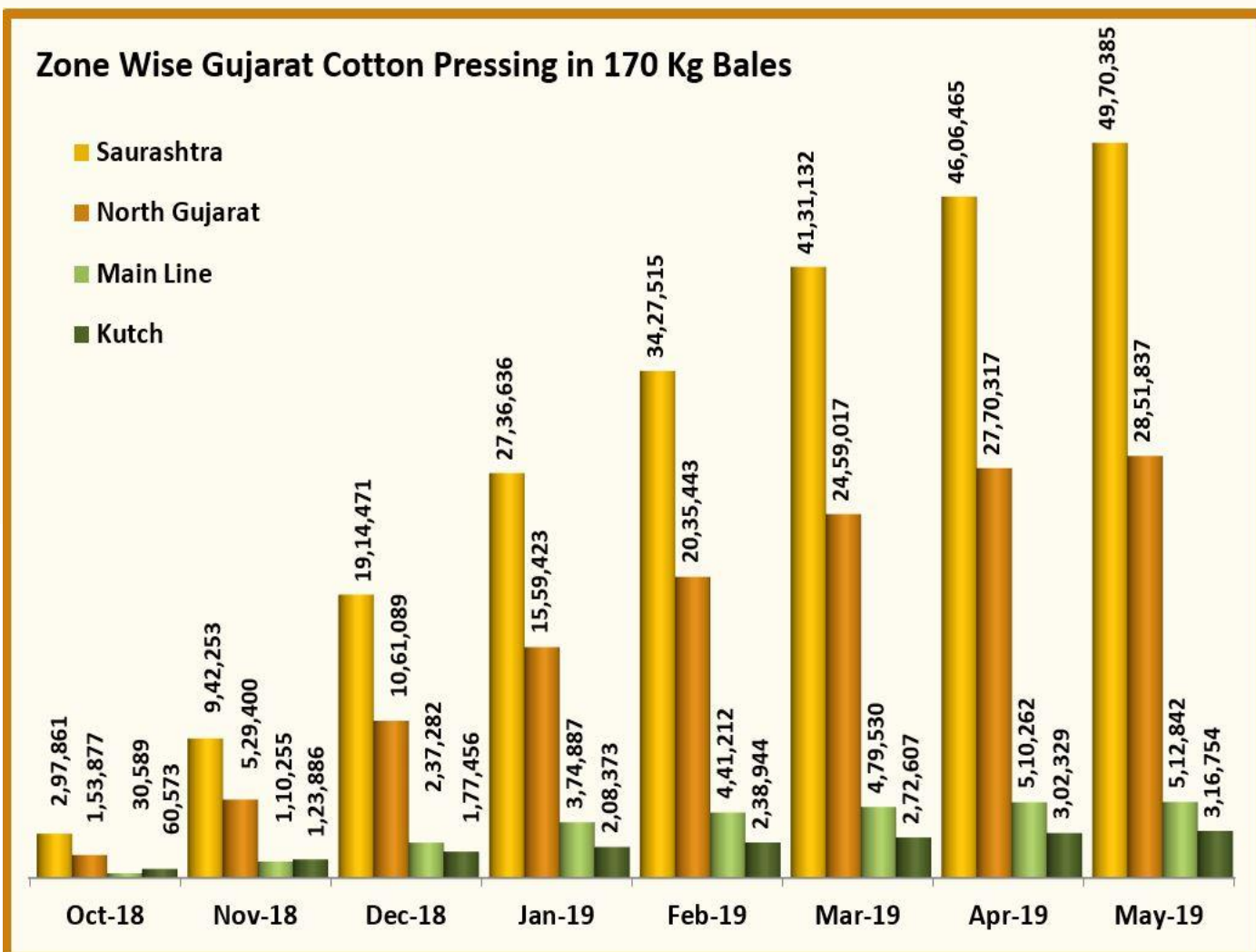
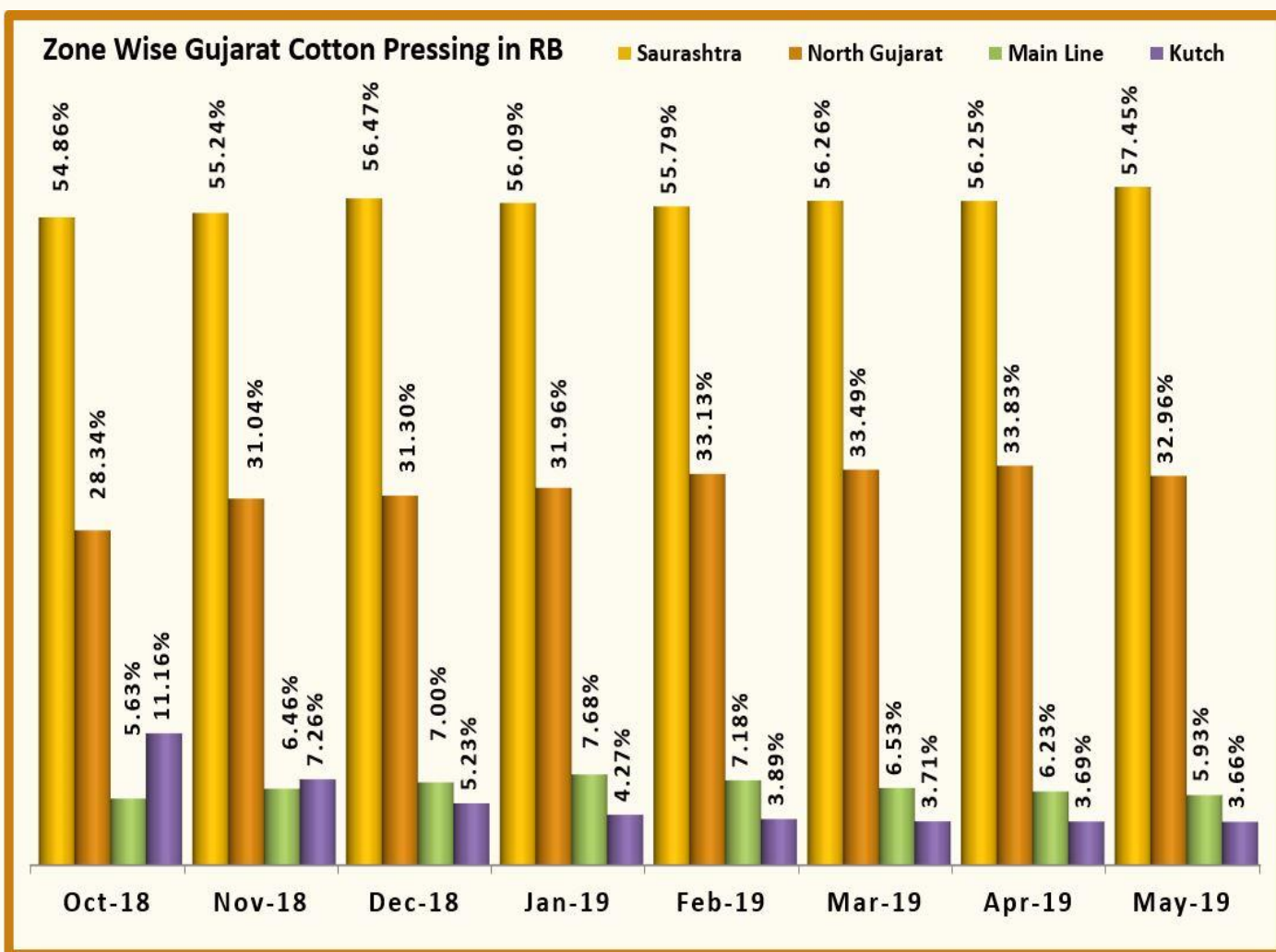




GUJCOT TRADE ASSOCIATION

MONTHLY PRESSING REPORT

MAY-2019





GUJCOT TRADE ASSOCIATION

MONTHLY PRESSING REPORT MAY-2019

Saurashtra				
Station	Apr-19	May-19	MoM Change	Fact. In Operation
Amreli	2,36,200	2,59,800	23,600	13
Babra	2,11,400	2,19,700	8,300	12
Botad	4,60,700	4,78,000	17,300	21
Chotila	1,04,404	1,16,478	12,074	3
Chuda	22,300	22,908	608	1
Damnagar	6,300	6,300		
Dhasa	3,58,400	3,88,100	29,700	14
Dhoraji-Upleta	71,500	90,500	19,000	2
Dhrangadhra-Halvad	2,47,700	2,56,575	8,875	3
Gariyadhar	49,000	56,000	7,000	4
Gondal	2,42,700	2,67,321	24,621	10
Jamkandorna	15,700	15,700		
Jamnagar-Falla	3,37,300	3,63,660	26,360	15
Jasdan	2,18,700	2,43,200	24,500	9
Jetpur	49,750	54,500	4,750	2
Kuvadava	38,200	40,500	2,300	2
Lakhtar	30,600	30,650	50	1
Limbdi	60,600	60,600		
Mahuva	1,27,100	1,32,100	5,000	4
Manavadar	2,60,841	2,96,875	36,034	29
Morbi	1,26,900	1,30,969	4,069	3
Palitana	18,500	20,000	1,500	2
Porbandar	7,600	8,800	1,200	2
Rajula	47,300	53,100	5,800	3
Savarkundala	19,600	21,300	1,700	1
Shapar	1,86,400	1,96,500	10,100	6
Surendranagar	2,14,200	2,34,200	20,000	4
Talaja	1,39,500	1,46,350	6,850	10
Tankara-Neknam	3,51,850	3,85,950	34,100	13
Targhadi	1,75,800	1,88,400	12,600	8
Tramba-Sardhar	42,000	48,000	6,000	1
Una	56,300	70,000	13,700	3
Wankaner	2,98,600	3,12,800	14,200	5
TOTAL	48,33,945	52,15,836	3,81,891	206



GUJCOT TRADE ASSOCIATION

MONTHLY PRESSING REPORT MAY-2019

North Gujarat				
Station	Apr-19	May-19	MoM Change	Fact. In Operation
Visnagar	1,59,500	1,68,145	8,645	6
Vijapur-Mansa	4,97,700	5,04,100	6,400	5
Harij	2,23,599	2,24,899	1,300	2
Radhanpur	50,214	51,114	900	1
Idar-Sabarkantha	17,305	17,305		
Idar-Raiya				
Himmatnagar	65,864	66,064	200	1
Vadali-Sadatpura	9,000	9,000		
Khedbrahma				
Kapadwanj	44,000	45,000	1,000	1
Viramgam	99,140	99,140		
Kadi	15,74,990	16,41,190	66,200	29
Mandal-Bahucharaji	50,523	50,523		
Bavla	9,950	9,950		
Dholka	34,400	34,700	300	1
Dhandhuka	56,393	56,993	600	2
Talod	14,545	14,545		
TOTAL	29,07,123	29,92,668	85,545	48



Jaydeep Cotton Fibres Pvt. Ltd



GUJCOT TRADE ASSOCIATION

MONTHLY PRESSING REPORT MAY-2019

Main Line				
Station	Apr-19	May-19	MoM Change	Fact. In Operation
Karjan	1,07,310	1,10,400	3,090	2
Dabhoi	7,500	7,500		
Golagamdi	9,000	9,000		
Handod	49,400	49,400		
Bodeli	1,01,200	1,01,200		
Kosindra	27,700	27,700		
Pavijetpur	20,000	20,000		
Kaledia	1,21,800	1,21,600	-200	
Palej	21,200	21,200		
Bharuch	5,000	5,000		
Mandala	30,000	29,818	-182	
Nizar	15,000	15,000		
Hansot	4,200	4,200		
Badalpur	8,500	8,500		
Sinor	6,000	6,000		
Olpad	1,200	1,200		
Valiya	450	450		
TOTAL	5,35,460	5,38,168	2,708	2

Kutch				
Station	Apr-19	May-19	MoM Change	Fact. In Operation
Abdasa	12,500	12,500		
Anjar	2,00,864	2,13,432	12,568	4
Bhuj	49,495	50,317	822	2
Mandvi	40,800	42,547	1,747	1
Nakhatrana				
Rapar	13,600	13,600		
TOTAL	3,17,259	3,32,396	15,137	7





GUJCOT TRADE ASSOCIATION

MONTHLY PRESSING REPORT MAY-2019

Again Team Gujcot thanks our direct and indirect helpers.

For Data Collection

We are thankful to

Shri Manishbhai - Anjar

Shri Mukeshbhai Purohit

Nileshbhai - Manager SGA

Premjibhai - Manavadar

Kalpeshbhai - Manager

Gujcot Trade Association

For Data Verification

We are thankful to

Shri Jatinbhai - Vijapur

Shri Sujalbhai

Shri Pravinbhai

Shri Jagdishbhai Soni

Shri Chetanbhai Shree Gita Group -
Morbi

Shri Kishorbhai - Talaja

Shri Jaytibhai - Botad

Once again thanks to whole Gujarat Cotton value chain for their co-operation.

For, Gujcot Trade Association

Akash Shah

[President]

For, Gujcot Trade Association

Ajay Shah

[Secretary]

Report Sponsors:

[Click on Sponsor's Logo to visit Sponsor's Website](#)

LDC. Louis Dreyfus Company



Jaydeep Cotton Fibres Pvt. Ltd

